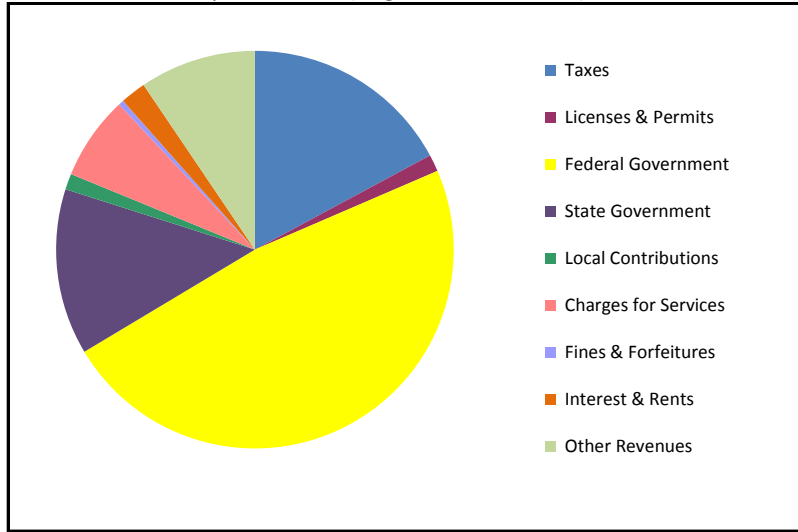


CITIZENS' GUIDE TO LOCAL UNIT FINANCES - Ishpeming - Marquette

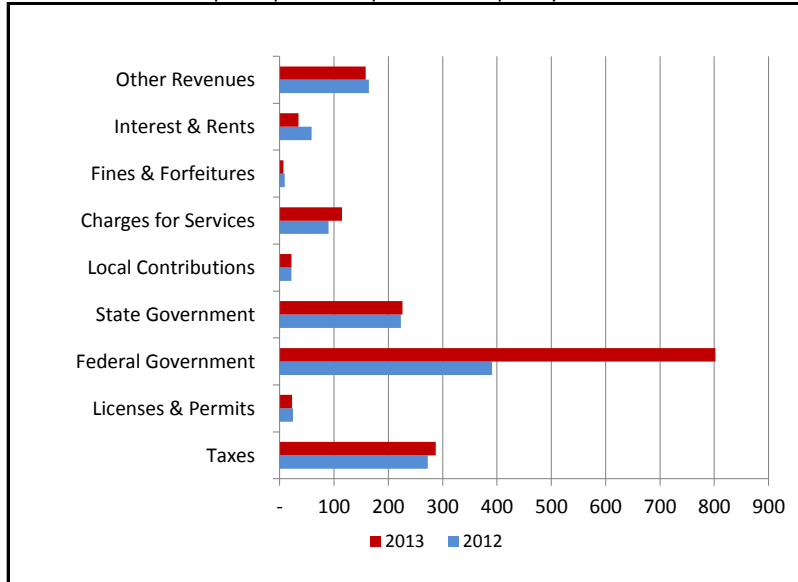
1. Where our money comes from (all governmental funds)



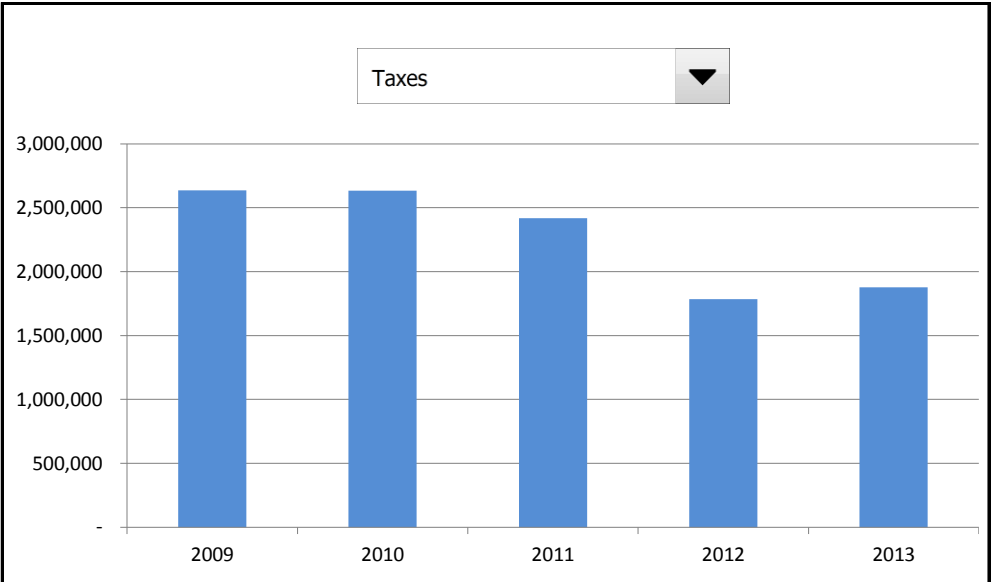
2. Compared to the prior year

	2012	2013	Change
Taxes	\$ 1,785,242	\$ 1,876,369	5.10%
Licenses & Permits	159,393	150,369	-5.66%
Federal Government	2,562,240	5,240,552	104.53%
State Government	1,460,496	1,477,730	1.18%
Local Contributions	141,000	141,000	0.00%
Charges for Services	589,369	747,561	26.84%
Fines & Forfeitures	61,329	46,459	-24.25%
Interest & Rents	384,261	227,402	-40.82%
Other Revenues	1,077,668	1,035,443	-3.92%
Total Revenues	\$ 8,220,998	\$ 10,942,885	33.11%

3. Revenue sources per capita - compared to the prior year



4. Historical trends of individual sources

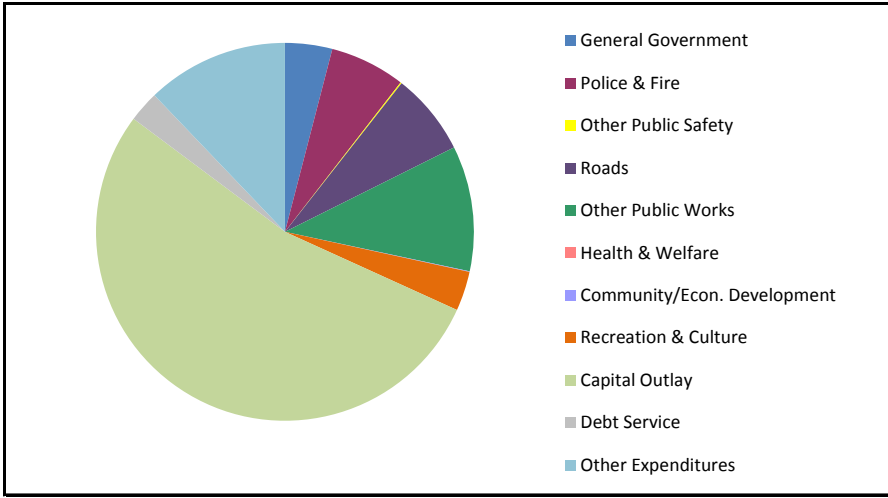


Commentary: The Federal Government revenues in 2012 and 2013 were repayments made to the City from the EPA for work on the Partridge Creek Diversion Project. This work on this project was concluded on June 30, 2014.

For more information on our unit's finances, contact Mark Slown, City Manager at (906) 485-1091.

CITIZENS' GUIDE TO LOCAL UNIT FINANCES - Ishpeming - Marquette

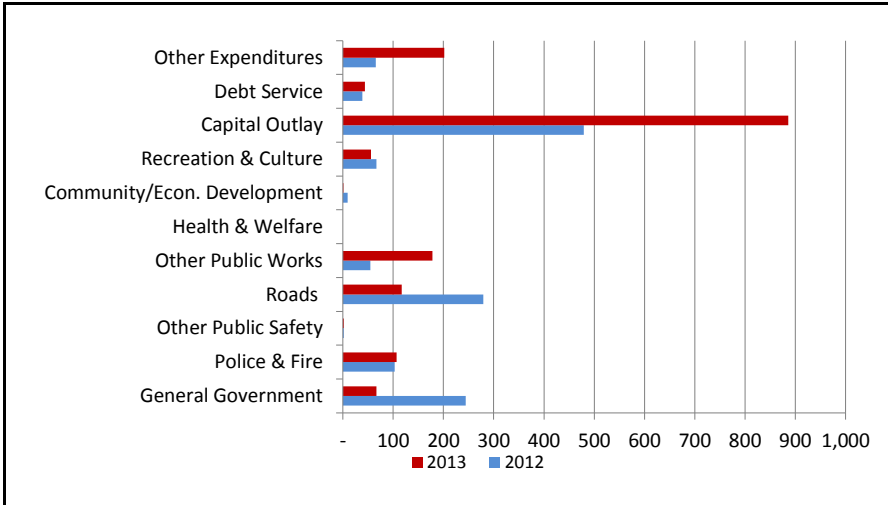
1. Where we spend our money (all governmental funds)



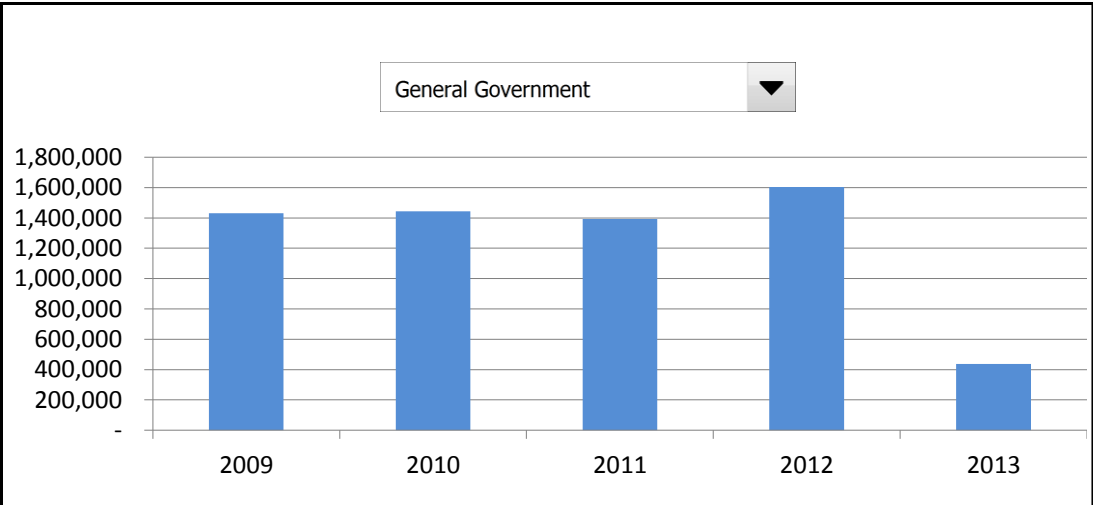
2. Compared to the prior year

	2012	2013	Change
General Government	\$ 1,603,167	\$ 437,516	-72.71%
Police & Fire	675,612	698,459	3.38%
Other Public Safety	13,490	11,473	-14.95%
Roads	1,829,118	762,275	-58.33%
Other Public Works	359,393	1,161,698	223.24%
Health & Welfare	-	-	N/A
Community/Econ. Development	62,323	5,661	-90.92%
Recreation & Culture	438,493	366,158	-16.50%
Capital Outlay	3,139,984	5,786,641	84.29%
Debt Service	252,155	286,927	13.79%
Other Expenditures	428,704	1,315,421	206.84%
Total Expenditures	\$ 8,802,439	\$ 10,832,229	23.06%

3. Spending per capita - compared to the prior year



4. Historical trends of individual departments:

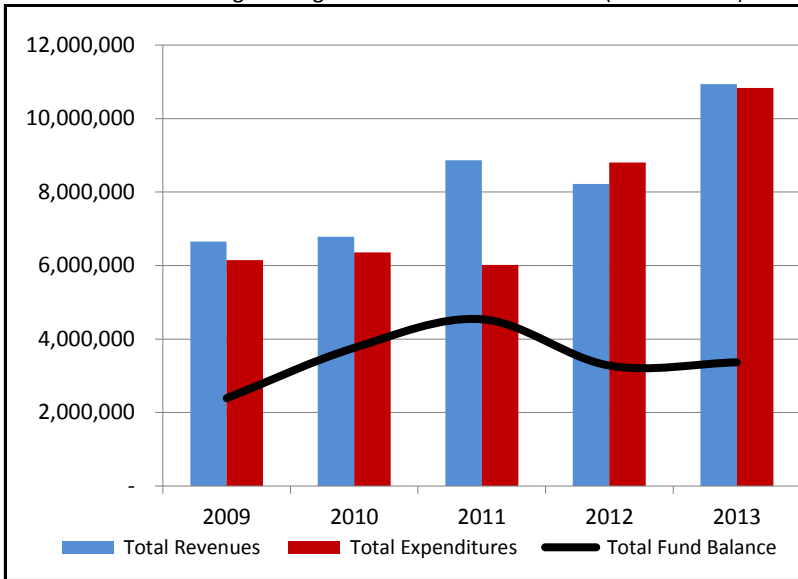


Commentary:

For more information on our unit's finances, contact Mark Slown, City Manager at (906) 485-1091.

CITIZENS' GUIDE TO LOCAL UNIT FINANCES - Ishpeming - Marquette

1. How have we managed our governmental fund resources (fund balance)

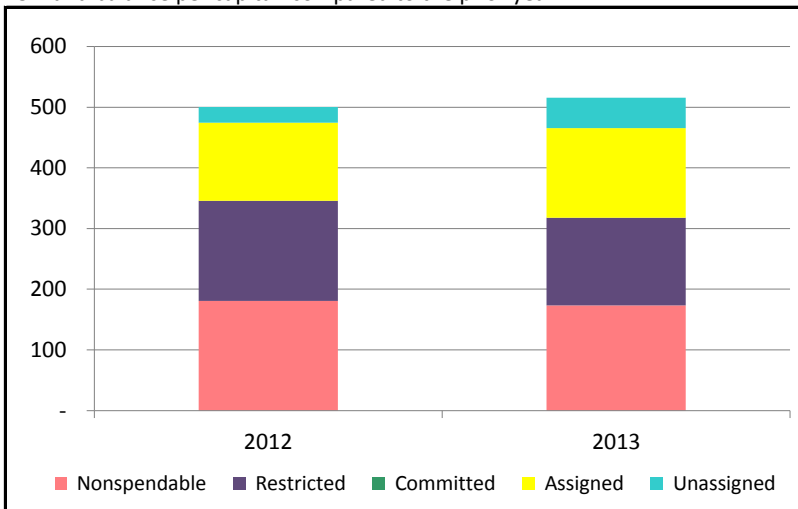


2. Compared to the prior year

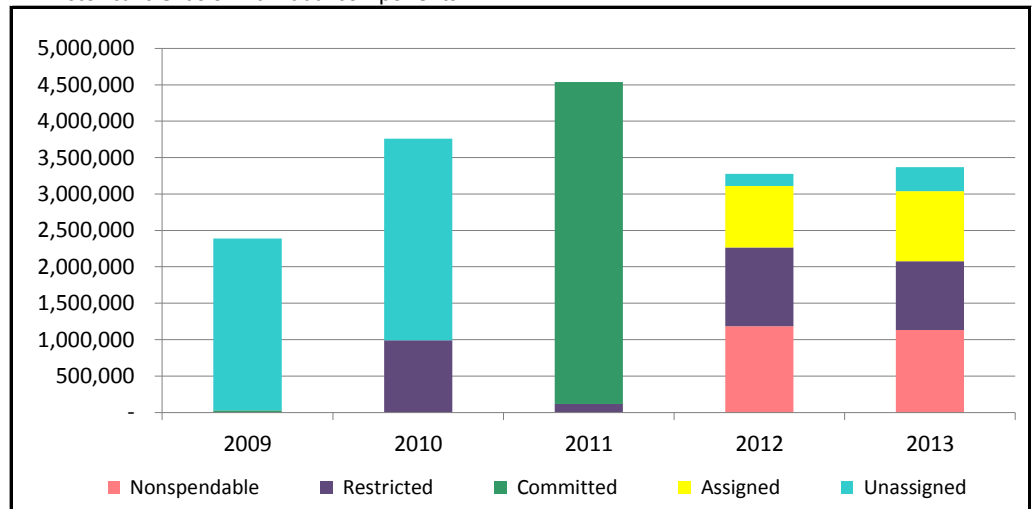
Statement Balance	2012	2013	Change
Revenues	\$ 8,220,998	\$ 10,942,885	33.11%
Expenditures	8,802,439	10,832,229	23.06%
Surplus (Shortfall)	\$ (581,441)	\$ 110,656	-119.03%

Fund balance	2012	2013	Change
Nonspendable	\$ 1,183,823	\$ 1,131,273	-4.44%
Restricted	1,084,026	945,146	-12.81%
Committed	-	-	N/A
Assigned	842,203	965,057	14.59%
Unassigned	168,316	326,451	93.95%
Total Fund Balance	\$ 3,278,368	\$ 3,367,927	2.73%

3. Fund balance per capita - compared to the prior year



4. Historical trends of individual components



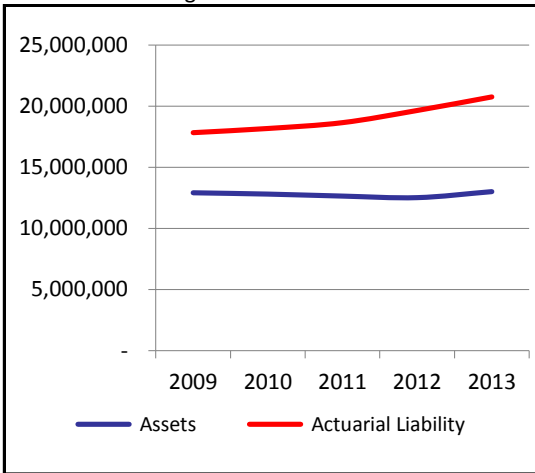
Commentary:

During 2013, the EPA reimbursed the City of Ishpeming \$5,240,552 for work done on the Partridge Creek Diversion Project, which is reflected in both the revenues and expenses above. The work on the Partridge Creek Diversion Project ended June 30, 2014.

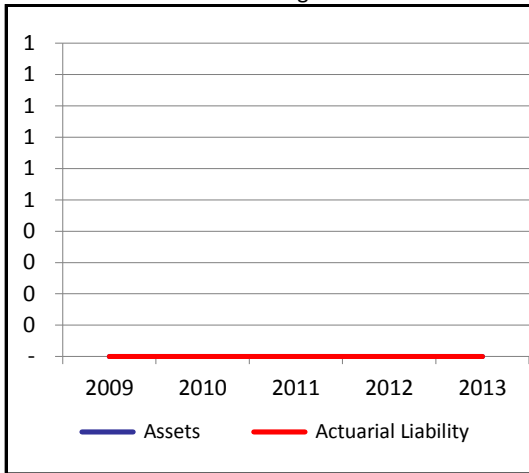
For more information on our unit's finances, contact Mark Slown, City Manager at (906) 485-1091.

CITIZENS' GUIDE TO LOCAL UNIT FINANCES - Ishpeming - Marquette

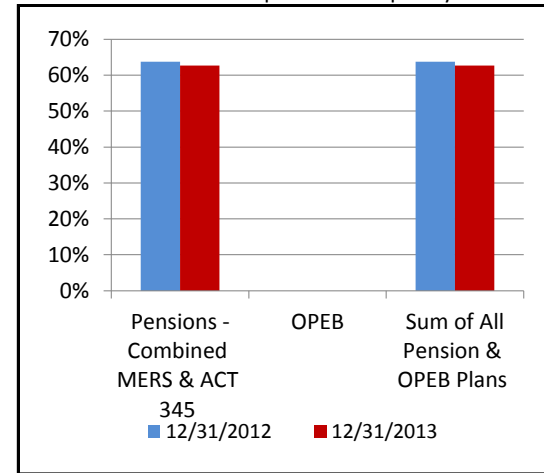
1. Pension funding status



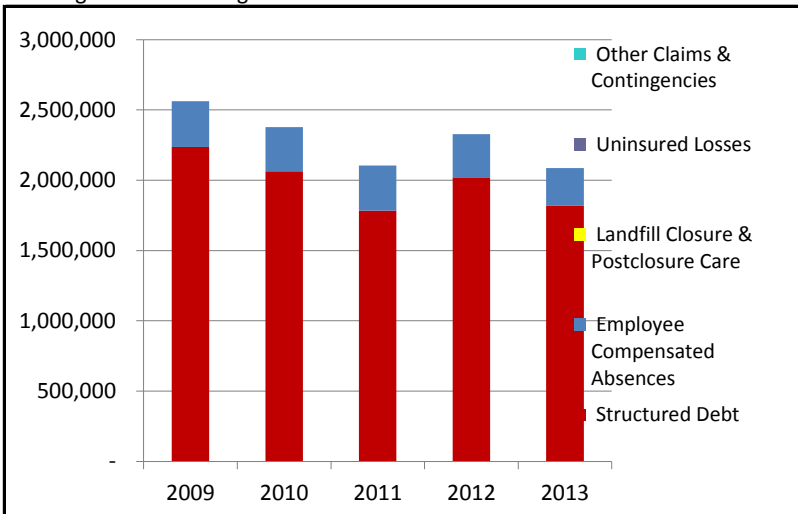
2. Retiree Health care funding status



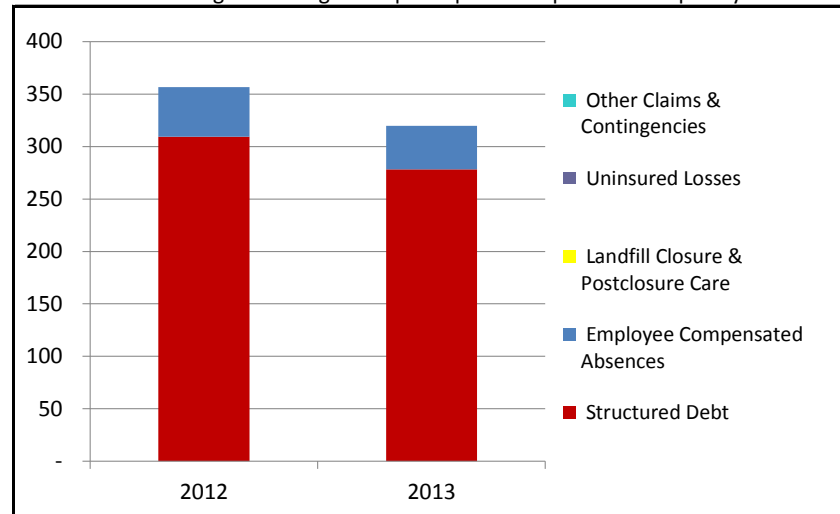
3. Percent funded - compared to the prior year



4. Long Term Debt obligations:



5. Debt & other long term obligations per capita - compared to the prior year



Commentary: The City of Ishpeming does not have any unfunded OPEB obligations.

During fiscal year 2013, the Downtown Development Authority was classified as a discretely presented component unit. As such, prior year activity has been restated for comparison.

For more information on our unit's finances, contact Mark Slown, City Manager at (906) 485-1091.